

THE PERFECT RX

5 EASY STEPS

TO PREPARE FOR YOUR APPOINTMENT



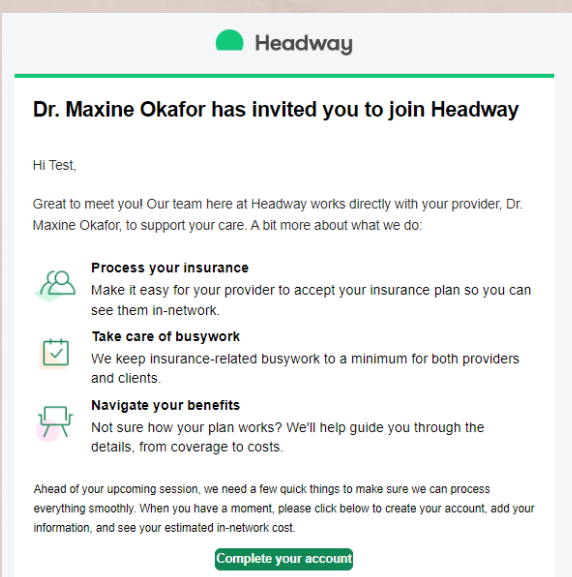
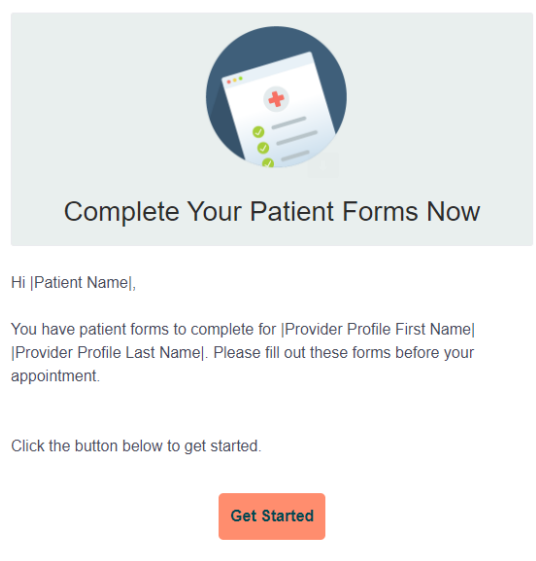
1 CHECK YOUR EMAIL

- Intake forms via Tebra
- Headway Account (CA Patients Only)
- Patient Portal Invitation via Tebra

Please check spam folder.

2 INTAKE FORMS EMAIL

Open email from Tebra and follow the steps to complete your intake forms. Please be sure to submit your ID and Insurance card!

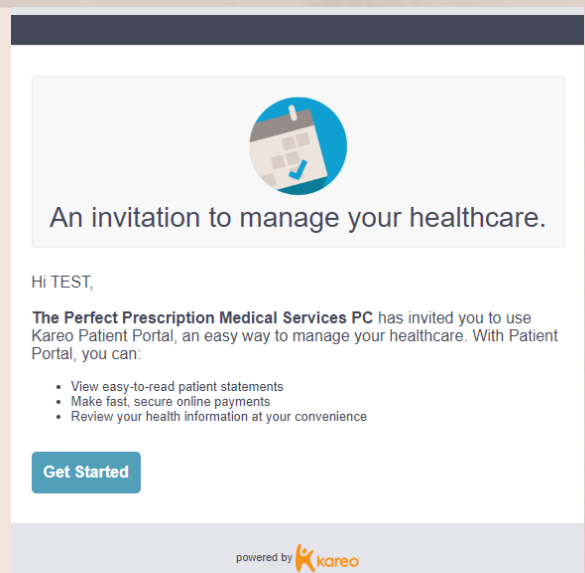


3 HEADWAY ACCOUNT (CA ONLY)

Open email from Headway and complete account information, including insurance and payment information.

4 PATIENT PORTAL

Open email from Tebra. Create your account and follow the steps. This allows for direct communication between you and the PPRX Team!



5 YOU'RE READY!

Once all steps are completed, you are ready for your first appointment! We look forward to seeing you.